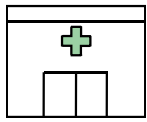




KEY FIGURES 2019



PHARMACIES

By the end of 2019 there were **958** pharmacies in Norway, among these **926** are community pharmacies and **32** are hospital pharmacies. Last year there were **899** pharmacies by the end of the year. A net increase of **59** pharmacies.



INHABITANTS PER PHARMACY

In the beginning of 2020, there were **5 367 580** Norwegians. On average, there were **5,600** inhabitants per pharmacy. At the end of 2000, the average number of inhabitants per pharmacy was **11,280**.



PHARMACY EMPLOYEES

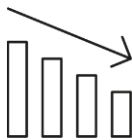
There are **7,043** man years in Norwegian pharmacies. Over 50 per cent have either a master's degree or a bachelor's degree in pharmacy. 38 per cent are Pharmacy technicians.



CONSUMPTION

Prescription medicines: **521** DDD (per inhabitant).

Non-prescription medicines (sold by pharmacies): **41** DDD (per inhabitant).



TOTAL TURNOVER (all figures incl. 25 % VAT)


Pharmacies' total turnover: NOK **37.6** billion (+2,2 % from 2018). The average turnover per pharmacy was **39** million NOK. $\frac{3}{4}$ of the turnover is related to pharmaceuticals.

PHARMACY SERVICES:



New Medicine Start

In May 2018, the new pharmacy service "Medisinstart" intended for patients with cardiovascular diseases, were launched. Since then over **25,000** conversations have been completed with patients starting with a new medicine.



Checking inhaler technique

Since 2016 more than **250,000** inhaler technique instructional services have been completed. The pharmacies report that 7 out of 10 patients who received the service had their technique corrected.



Vaccination of seasonal flu

Vaccination of seasonal flu in pharmacies has developed from a pilot project in 2017 to a national service in 2020. Now pharmacist can prescribe and administer the flu vaccines. Last season about **39,000** got the flu vaccine in Norwegian pharmacies.